






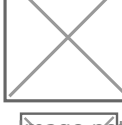




Автор: Жабаева Ардак Орынбасаровна
Пән: Ағылшын тілі
Сынып: 2-сынып
Бөлім: The natural environment
Тақырып: Sea adventure

| | |
|---|--|
| Оқу мақсаттары (оқу бағдарламасына сілтемеу): | 2.R1 Read and spell out words for others 2.W5 Write letters and familiar high frequency words when read aloud or spelt out for learners 2.L3 Understand the main points of short, slow and carefully articulated talk on routine and familiar topics features such as colour and number. |
| Сабақтың мақсаты: | All learners will be able to: Recognize with support new words Choose the right letters of words when read aloud or spelt out Apply the given information such as colour, number Most learners will be able to: Complete the words and spell out words without support Some learners will be able to: Find the new words and make simple sentences without support |
| Тілдік мақсаттар: | |
| Бағалау критерийлері: | Practice and spells new words each other Use letters and fills in the gaps Knows the points of familiar topics |
| Құндылықтарды дарыту: | Respect and cooperation |
| Пәнаралық байланыс: | Biology |
| Бастапқы білім: | Unit 7. What can animals do? |

Сабақ барысы

| Сабақ кезеңдері | Жоспарланған іс-әрекет | Ресурстар |
|-----------------------------|---|-----------|
| Сабақтың басы (Start 5 min) | Teacher greets, asks the date and the day. Teacher divides into 2 groups by cards. Phonetic drill: Teacher asks to learners to repeat after her This fish has a thick fin, That fish has a thin fin. | cards |

| Сабақкезеңдері | Жоспарланған іс-әрекет | Ресурстар |
|-----------------------------|--|---|
| Сабақтың ортасы (28 min) | <p>Now learners let's begin our new lesson about sea animals. And theme is "Sea adventures"</p> <p>Sea animals are lifelong animals that spend their entire lives on the sea.</p> <p>First we should learn today's new words.</p> <p>Listen and repeat after me.</p> <p>Crab-теңіз шаяны Octopus-сегізаяқ Shell-қабыршақ Fish-балық Starfish- жұлдызбалық Shark-акула Whale-кит Jellyfish-медуза Dolphin-дельфин</p> <p>Activity I. Reading. Group work</p> <p>1.Look at the picture and unscramble words in the box</p> <p>2.put the letters in the correct order read and spell your answer to the class.</p> <div style="display: flex; flex-direction: column; align-items: center;"> <div style="display: flex; align-items: center; margin-bottom: 10px;"> <div style="border: 1px solid black; padding: 5px; margin-right: 10px;">O t c u o s p</div> <div style="border: 1px solid black; width: 60px; height: 60px; display: flex; align-items: center; justify-content: center;">  </div> </div> <div style="display: flex; align-items: center; margin-bottom: 10px;"> <div style="border: 1px solid black; padding: 5px; margin-right: 10px;">W e h l a</div> <div style="border: 1px solid black; width: 60px; height: 60px; display: flex; align-items: center; justify-content: center;">  </div> </div> <div style="display: flex; align-items: center; margin-bottom: 10px;"> <div style="border: 1px solid black; padding: 5px; margin-right: 10px;">J f l y e s h i</div> <div style="border: 1px solid black; width: 60px; height: 60px; display: flex; align-items: center; justify-content: center;">  </div> </div> <div style="display: flex; align-items: center; margin-bottom: 10px;"> <div style="border: 1px solid black; padding: 5px; margin-right: 10px;">t a S f i r s h</div> <div style="border: 1px solid black; width: 60px; height: 60px; display: flex; align-items: center; justify-content: center;">  </div> </div> <div style="display: flex; align-items: center; margin-bottom: 10px;"> <div style="border: 1px solid black; padding: 5px; margin-right: 10px;">S r a h k</div> <div style="border: 1px solid black; width: 60px; height: 60px; display: flex; align-items: center; justify-content: center;">  </div> </div> <div style="display: flex; align-items: center; margin-bottom: 10px;"> <div style="border: 1px solid black; padding: 5px; margin-right: 10px;">b a r C</div> <div style="border: 1px solid black; width: 60px; height: 60px; display: flex; align-items: center; justify-content: center;">  </div> </div> <div style="display: flex; align-items: center; margin-bottom: 10px;"> <div style="border: 1px solid black; padding: 5px; margin-right: 10px;">p h D o l i n</div> <div style="border: 1px solid black; width: 60px; height: 60px; display: flex; align-items: center; justify-content: center;">  </div> </div> <div style="display: flex; align-items: center;"> <div style="border: 1px solid black; padding: 5px; margin-right: 10px;">i F s h</div> <div style="border: 1px solid black; width: 60px; height: 60px; display: flex; align-items: center; justify-content: center;">  </div> </div> </div> <p>Descriptor: a learner -put the letters in order -reads the words -spells out the words</p> <p>Assessment by pictures of starfish</p> <p>If the learners unscramble 7-8 words – big starfish If the learners unscramble 4-5 words –small starfish</p> <p>Activity II.Writing.</p> <p>Pair work 1 Fill in the missing letters in the names of underwater animals. Read them.</p> <ol style="list-style-type: none"> The o _____ is very clever. The s _____ is very angry. The water in the sea is b _____ The w _____ is very kind. <p>Descriptor: A learner -complete the sentences</p> | <p>PPP flashcards</p> <p>Worksheet colour pencils</p> |

| Сабақкезеңдері | Жоспарланған іс-әрекет | Ресурстар |
|--------------------------|---|----------------|
| Сабақтың соңы (5 min) | <p>Conclude the lesson</p> <p><i>Find more new words of sea animals and circle it</i> Whitesharkrulercrabblue whaledeskjellyfishpinkstarfishrubberdolphin Shoestiefishredbooktrousers octopusshirt</p> | paper, markers |
| Рефлексия (2 min) | <p>Feedback:</p> <p>Well learners what did we do in our lesson?</p> <p>-evaluation of the lesson</p> <p>-give h/task</p> | |