

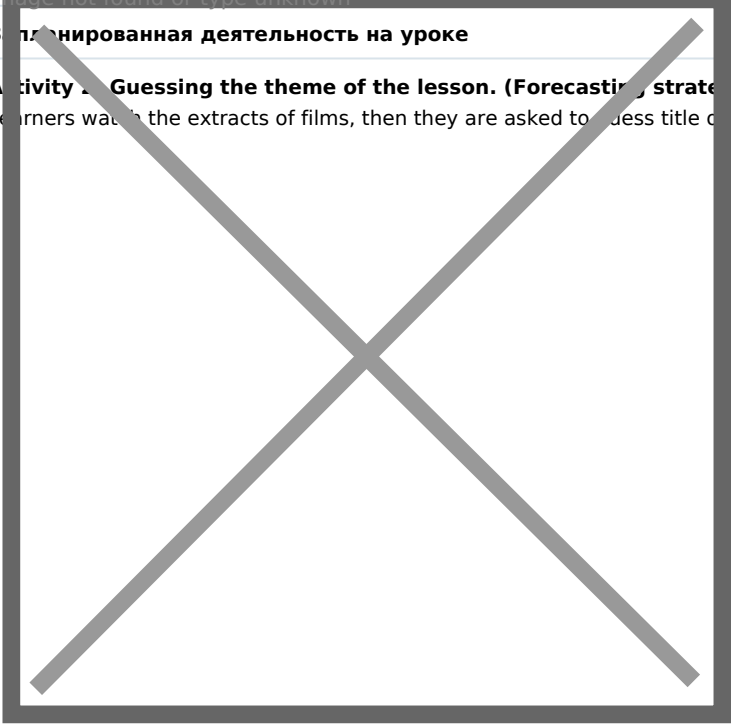






**Автор:** Алпысбаева Гульнара Болатбековна  
**Предмет:** Английский язык  
**Класс:** 9 класс  
**Раздел:** Charities and Conflict  
**Тема:** Conflicts


Цели обучения (ссылка на учебную программу):	9.S.3.1 express and justify their own point of view on a range of general and curricular topics 9.R.2.1 understand specific information and detail in texts on a range of familiar general and curricular topics, including some extended texts
Цели урока:	<b>All learners will be able to:</b> - make 3-4 sentences to get information from the text using active vocabulary on the topic "Charity and Conflicts". <b>Most learners will be able to:</b> - give their point of view in 5-7 sentences on the topic "Charity and Conflicts" using active vocabulary. <b>Some learners will be able to:</b> - express their own opinion in 8-9 sentences using active vocabulary according to the topic "Charity and Conflicts".
Критерии успеха:	Learners can express and justify their own point of view according to the topic "Charity and Conflicts" using active vocabulary.
Привитие ценностей:	Responsibility helping one another, support, respect each other Mangelik El
Навыки использования ИКТ:	Smart board for presenting a video
Межпредметная связь:	History, Fundamentals of state and human right.
Предыдущие знания:	The unit 3 "Earth and our place in it"


### Ход урока



Этапы урока	Запланированная деятельность на уроке	Ресурсы
Начало урока (1 min)	<b>Activity 1. Greetings: "Elbows" method.</b> Learners demonstrate greetings of different countries, for example in Japan, in China, in KZ, In England and so on.	


Этапы урока	Этап 1. Планируемая деятельность на уроке	Ресурсы
Начало урока (2 min)	<p data-bbox="311 71 678 94">Image not found or type unknown</p> <p data-bbox="311 152 1173 219"><b>Activity 1. Guessing the theme of the lesson. (Forecasting strategy).</b> Learners watch the extracts of films, then they are asked to guess title of the lesson.</p>  <p data-bbox="311 974 678 996">Image not found or type unknown</p> 	<p data-bbox="1337 156 1492 280"><a href="https://www.youtube.com/watch?v=YIVpypAl2NI&amp;t=5s">https://www.youtube.com/watch?v=YIVpypAl2NI&amp;t=5s</a></p> <p data-bbox="1337 302 1492 425"><a href="https://www.youtube.com/watch?v=e6b9urtUjt0">https://www.youtube.com/watch?v=e6b9urtUjt0</a></p>

Этапы урока	Запланированная деятельность на уроке	Ресурсы
Начало урока (1 min)	<p data-bbox="308 147 683 159">Image not found or type unknown</p> <p data-bbox="308 159 895 185"><b>Activity 3: Division into groups. Puzzle technology.</b></p> <p data-bbox="308 185 1262 244">Learners are divided into 3 groups by choosing color cards on the backsides of which there are pictures.</p>   	<p data-bbox="1329 159 1493 309"><a href="http://hronika.info/uploads/posts/2015-09/1441549125_foto13.jpg">http://hronika.info/uploads/posts/2015-09/1441549125_foto13.jpg</a></p> <p data-bbox="1329 383 1445 409">Handout 1</p>

Этапы урока	Запланированная деятельность на уроке	Ресурсы
Середина урока (2 min)	<b>Activity1: Matching method. Group work.</b> <b>Task 1 .Match the word with definition and picture.</b> Groups are given handout 2, where the learners match word with appropriate picture and definition.	Handout 2 <a href="https://en.oxforddictionaries.com/">https://en.oxforddictionaries.com/</a>
Середина урока (2 min)	Image not found or type unknown 	Handout 3

Этапы урока	Запланированная деятельность на уроке	Ресурсы
Середина урока (5 min)	<p data-bbox="316 159 1297 215"><b>Criteria based</b>assessment: group assessment. Learners assess each other according to the card with criteria.</p> <p data-bbox="316 219 678 248">Image not found or type unknown</p> 	<p data-bbox="1337 159 1495 309"><a href="https://www.youtube.com/watch?time_continue=29&amp;v=ULUo0048xZE">https://www.youtube.com/watch?time_continue=29&amp;v=ULUo0048xZE</a></p>

Этапы урока	Заданная деятельность на уроке	Ресурсы
Середина урока (5 min)	<p>Activity "Mind movies"</p> <p>Task 1. Watch video and determine social problem</p>   <p>Learners watch video; determine social problem and share ideas with others.</p>	<p><a href="https://www.youtube.com/watch?time_continue=83&amp;v=uC-Gon2p9M&amp;ab_channel=FilmSelectTrailer">https://www.youtube.com/watch?time_continue=83&amp;v=uC-Gon2p9M&amp;ab_channel=FilmSelectTrailer</a></p>
Середина урока (5 min)	<p><b>Task 2. Work in-group. Discuss about social problem "Homeless".</b></p> <p>The 1st group make a short information about social problem.</p> <p>The 2nd group say reasons of social problem.</p> <p>The 3d group suggest solution of problem.</p>	

Этапы урока	Запланированная деятельность на уроке	Ресурсы
Середина урока (1 min)	<p><b>Assessment criteria (group assessment) “Two stars one wish”.</b></p> <p><del>Image not found or type unknown</del></p> 	
Середина урока (3 min)	<p><b>Activity 3. Useful language. “Unfinished sentence”</b></p> <p><b>Task 3. Express your opinion about social problem you like to discuss using next phrases:</b></p> <p>I believe it is very important to because</p> <p>I think....</p> <p>I don't think...</p> <p>Learners express opinion about the social problem using useful language.</p>	

**Этапы урока**

**Запланированная деятельность на уроке**

**Ресурсы**

Середина урока  
(4 min)

**Activity 1:Pre-reading (Scamming).**  
**Task1.** Look through the text and pay attention to words in bold then find the meaning of them in glossary

Image not found or type unknown







Image not found or type unknown



Laser for  
Kazakhstan  
Student's  
Book B1+  
Grade 9 p53



Этапы урока	Запланированная деятельность на уроке	Ресурсы
Середина урока (5 min)	<p><b>Activity 2: While reading. "Questionnaires"</b></p> <p><b>Task 1.</b>Read the text. Answer the questions followed each paragraph. Name charity organizations in Kazakhstan.</p> <p>The 1st group Have you ever heard about the charity event "The Road to School" organized by the presidential foundation?</p> <p>The 2nd group Why do children need care,a safe environment and close attention paid to their health and development?</p> <p>The 3d group How would you speak about your interests and needs?</p>	
Середина урока (6 min)	<p><b>Activity 1:After reading. Web search. "Poster" (group work)</b></p> <p>Image not found or type unknown</p>  <p><b>Task 1.</b>Go online and try to find some information about charity organization in Kostanay then present it others</p>	Laser for Kazakhstan Student's Book B1+ Grade 9 p53

Этапы урока	Запланированная деятельность на уроке	Ресурсы
Середина урока (1min)	<p>Reflection: "My achievement". Self- assessment Learners reflect on their achievements with the criteria based card.</p> <p>Image not found or type unknown</p> 	Handout 4
Конец урока (2min)	<p><b>Feedback "Live microphone"</b></p> <p>What is it interesting for me</p> <p>What is it difficult for me</p> <p>What you given for me</p> <p>Learners give feedback speaking about their activities during the lesson</p> <p>Image not found or type unknown</p> 