



Автор: Кыдырбаева Камар Ныркханызы

Предмет: Английский язык

Класс: 5 класс




Раздел: Home and away

Тема: Which room do you like?

Цели обучения (ссылка на учебную программу):	
Цели урока:	5.L4. understand a limited range of short supported questions on general and some curricular topics. 5.L7. use contextual clues to predict content in short , supported talk on a limited range of general and some curricular topics. 5.S2. respond to questions on a limited range of general and some curricular topics 5.U11. use has got/have got, there is/there are Statements and question forms including short answers and contractions
Языковые цели:	
Ожидаемый результат:	• Use word combinations , which describe the places they live • differentiate between all the rooms and write examples of their own • improve their understanding of the topic “House”
Критерии успеха:	
Привитие ценностей:	
Навыки использования ИКТ:	
Межпредметная связь:	
Предыдущие знания:	

Ход урока

Этапы урока	Запланированная деятельность на уроке	Ресурсы
Начало урока	I. Organization moment. a)Greeting. Good afternoon children! I’m glad to see you! How are you? Who is on duty today? What date is it today? What day of the week is it today? What day will be after Monday? And what day will be before Sunday? after/before b)Dividing the class into 2 groups I divide into 2 groups. Using the words “Flat” and “House” c)Warm-up. Make up the Blending activities from the cutting out pictures Kite – light sit – hit Duck –truck hat – sat Train – plane hot – pot Chair – bear cut – hut	
Середина урока	II. Presentation of new topic . Listening of audio-visual techniques . Collaborative work. a)Pre-listening vocabulary. • Words which concerning in the video: bedroom, living room, study, kitchen, bathroom b)While - listening task. Pupils watch the video attentively (about 5 minutes) c) Post- listening task. Lead-in questions • Do you like the video? • What about the video? • Can you name the rooms in your house? d) Prediction. • What do you do in your room? • Have you got a computer in your room? • Is your room large? e) Giving detailed comprehension question. • Which room do you like? • Why do you like your room? • What do you do in your room?	
Конец урока	IV. Home work: Write about dream house Evaluation: Learners’ reaction to the updated curriculum method materials and assignments were interesting. Presentation took different forms such as facilitating group activities , question and answers.	

Этапы урока	Запланированная деятельность на уроке	Ресурсы
Рефлексия	<div data-bbox="363 174 1082 320">  I can do this! </div> <div data-bbox="363 342 1082 488">  I'm getting there. </div> <div data-bbox="363 510 1082 656">  I need help! </div>	